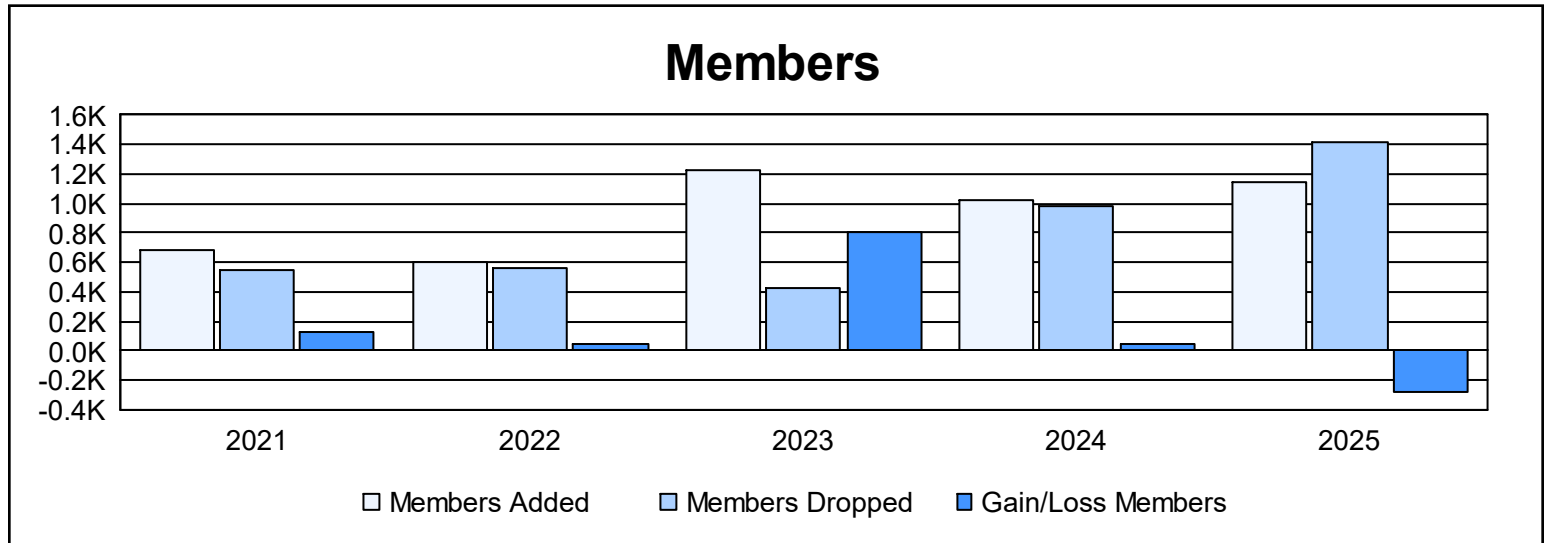
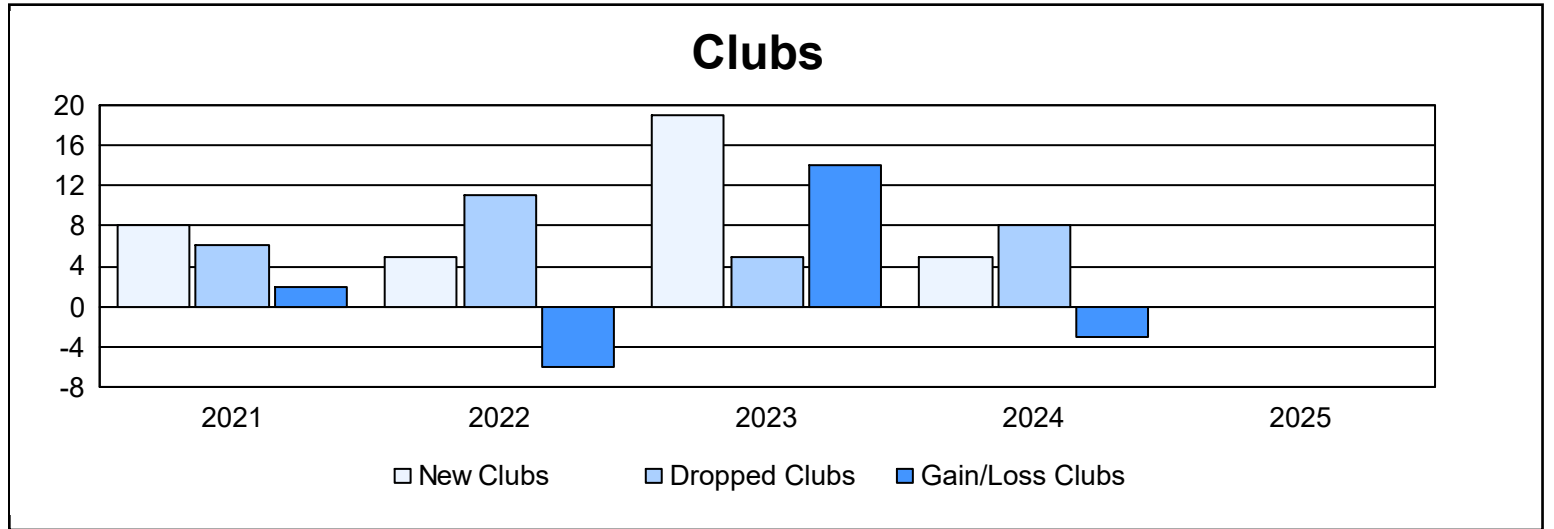
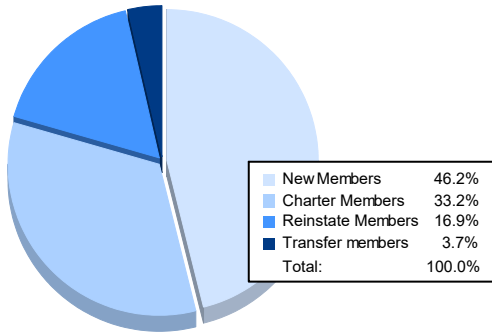


Year	New Clubs	Dropped Clubs	Gain/ Loss Clubs	New Members	Charter Members	Reinstate Members	Transfer Members	Total Member Added	Total Members Dropped	Gain/ Loss Members
2020-2021	8	6	2	395	221	55	6	677	547	130
2021-2022	5	11	-6	452	115	23	8	598	555	43
2022-2023	19	5	14	523	669	18	12	1,222	422	800
2023-2024	5	8	-3	707	190	96	33	1,026	981	45
2024-2025				526	378	193	42	1,139	1,415	-276
<b>Average</b>	<b>9</b>	<b>8</b>	<b>2</b>	<b>521</b>	<b>315</b>	<b>77</b>	<b>20</b>	<b>932</b>	<b>784</b>	<b>148</b>



### Membership Composition June 2025 Cumulative



### Gender Composition June 2025 Cumulative

